Hi-MO 9

LR8-66HYD

640~670M

- Products for utility with optimal power generation through the entire lifecycle
- Performance improvement leads to a more than 6.5% power generation gain
- TaiRay wafer & BC technology enhances high product reliability
- Smart manufacturing & LONGi product lifecycle standards deliver exceptional product quality

12 12-year Warranty for Materials and Processing

30 30-year Warranty for Extra Linear Power Output



Complete System and Product Certifications

IEC 61215, IEC 61730, UL 61730

ISO9001:2015: ISO Quality Management System

ISO14001: 2015: ISO Environment Management System

ISO45001: 2018: Occupational Health and Safety

IEC62941: Guideline for module design qualification and type approval

LONGi

Hi-MO 9

LR8-66HYD 640~670M

24.8%	0~3%	<1%	0.35%	BC-CELL
MAX MODULE EFFICIENCY	POWER TOLERANCE	FIRST YEAR POWER DEGRADATION	YEAR 2-30 POWER DEGRADATION	LOWER OPERATING TEMPERATURE

Additional Value

30-Year Power Warranty

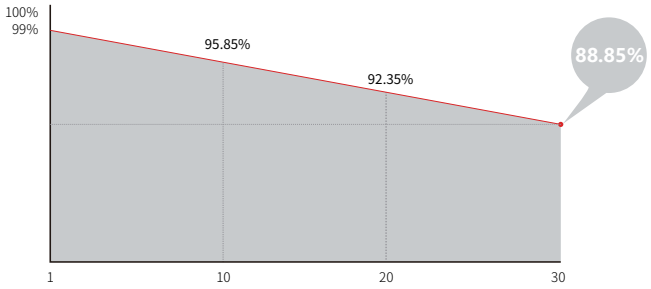



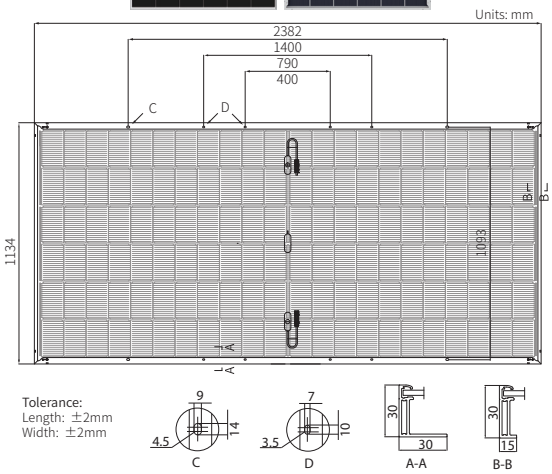

Tolerance:
Length: ±2mm
Width: ±2mm

Mechanical Parameters

Cell Orientation	132 (6×22)
Junction Box	IP68, three diodes
Output Cable	4mm², +400, -200mm/±1400mm length can be customized
Glass	Dual glass, 2.0+2.0mm heat strengthened glass
Frame	Anodized aluminum alloy frame
Weight	32.7kg
Dimension	2382×1134×30mm
Packaging	36pcs per pallet / 144pcs per 20' GP / 720pcs per 40' HC

Electrical Characteristics

STC : AM1.5 1000W/m² 25°C

Test uncertainty for Pmax: ±3%

Module Type	LR8-66HYD-640M	LR8-66HYD-645M	LR8-66HYD-650M	LR8-66HYD-655M	LR8-66HYD-660M	LR8-66HYD-665M	LR8-66HYD-670M
Testing Condition	STC	STC	STC	STC	STC	STC	STC
Maximum Power (Pmax/W)	640	645	650	655	660	665	670
Open Circuit Voltage (Voc/V)	49.52	49.62	49.72	49.82	49.92	50.02	50.12
Short Circuit Current (Isc/A)	16.38	16.46	16.54	16.62	16.70	16.78	16.86
Voltage at Maximum Power (Vmp/V)	40.78	40.88	40.98	41.08	41.18	41.28	41.38
Current at Maximum Power (Imp/A)	15.69	15.78	15.86	15.94	16.03	16.11	16.19
Module Efficiency(%)	23.7	23.9	24.1	24.2	24.4	24.6	24.8

Electrical characteristics with different rear side power gain (reference to 655W front)

Pmax /W	Voc/V	Isc /A	Vmp/V	Imp /A	Pmax gain
688	49.82	17.45	41.08	16.74	5%
721	49.82	18.28	41.08	17.53	10%
753	49.92	19.11	41.18	18.33	15%
786	49.92	19.94	41.18	19.13	20%
819	49.92	20.78	41.18	19.93	25%

Operating Parameters

Operational Temperature	-40°C ~ +85°C
Module [T98] Max	70°C
Power Output Tolerance	0 ~ 3%
Maximum System Voltage	DC1500V (IEC/UL)
Maximum Series Fuse Rating	35A
Nominal Operating Cell Temperature	45±2°C
Protection Class	Class II
Bifaciality	75±5%
Fire Rating	UL type 29 IEC Class C

Mechanical Loading

Front Side Static Test Loading	⩾5400Pa
Rear Side Static Test Loading	⩾2400Pa
Hailstone Test	25mm Hailstone at the speed of 23m/s

Temperature Ratings (STC)

Temperature Coefficient of Isc	+0.050%/°C
Temperature Coefficient of Voc	-0.200%/°C
Temperature Coefficient of Pmax	-0.260%/°C

LONGi

Web: www.longi.com

Specifications included in this datasheet are subject to change without notice.
(20260515 V5.0)